

HARVIA VEGA

HCBE600400S

The stainless steel outer shell of Vega is durable and creates a modern look for your sauna. The operating switches are placed ergonomically in the upper part, and thanks to the symmetric shape of the heater, the switches can be placed on either side.



Features

Main material : Steel


H x W x D : 540.0 x 480.0 x 310.0 mm

Net weight (kg) : 10.4

Installation location : Wall

ID	GTIN	Output (kW)	Sauna room size min - max m3
HCBE600400S	6410082608164	6 kW	5.0-8.0

Related products



SFE-220400

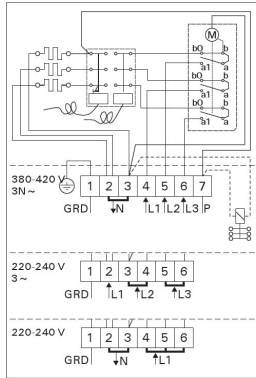
Spare parts

Product	ID	Pcs
Heating element 2000W/230V	ZSB-226	3
Wall mounting plate Vega	ZSB-200	1
Heating element 2000W 230V, Vega	SPZSB-226	3

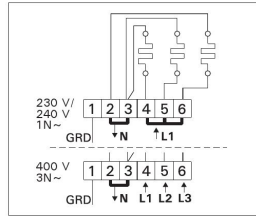
Technical details

Technical data	Type / attribute	HCBE600400S
	Color	Stainless Steel
	Power output	6 kW
	Stone amount (kg)	20
Dimensions	Product width	480
	Product height	540
	Product depth (mm)	310
	Net weight (kg)	10.4
	Gross weight	11.8
	Package width	315
	Package height	475
	Package depth	500
Safety and installation dimensions	Safety distance front (non-combustible materials)	50
	Safety distance front (combustible materials)	30
	Safety distance side (non-combustible materials)	50
	safety distance to the side wall (combustible materials)	30
	Safety distance (Ceiling)	1100
	Room min. height(depends on connections and therefore from output, star/delta)	1900
	Installation opening height	1740
	Installation opening width	505
	Installation opening depth	330

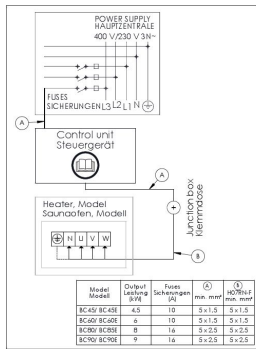
Technical images



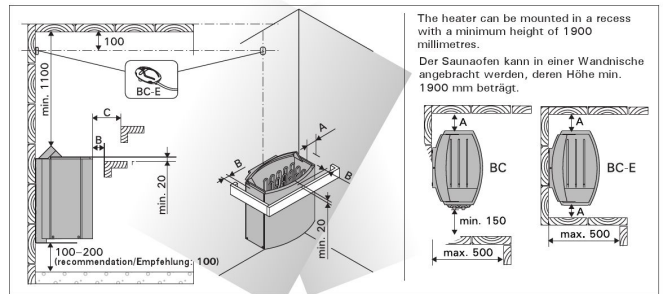
Electrical connections of BC heater
Elektroanschlüsse des Saunaofens BC



Electrical connections of BC-E heater
Elektroanschlüsse des Saunaofens BC-E



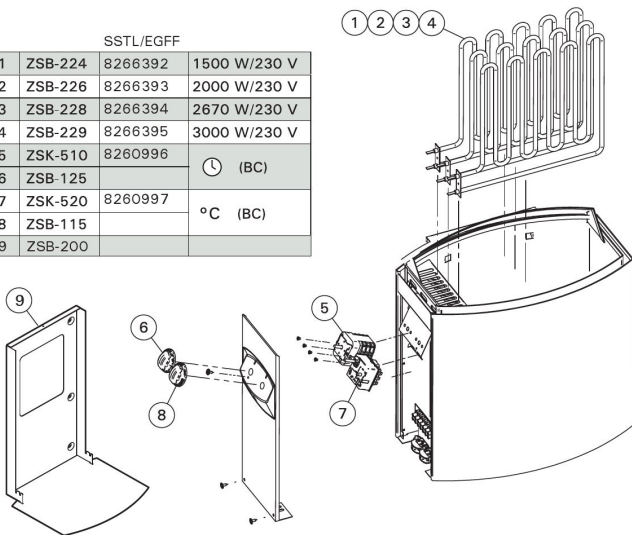
3-phase electrical connections of control unit C150 and BC-E heater
3-phaseser Elektroanschlüsse des Steuergerät C150 und des Saunaofens BC-E



The heater can be mounted in a recess with a minimum height of 1900 millimetres.
Der Saunaofen kann in einer Wandnische angebracht werden, deren Höhe min. 1900 mm beträgt.

	A min. from side to wall, upper platform or rail von der Seitenfläche zur Wand, zur oberen Bank oder zum oberen Geländer	B min.	C min. from front surface to upper platform or rail von der Vorderfläche zur oberen Bank oder zum oberen Geländer
BC45/BC45E	35	20	35
BC60/BC60E	50	30	50
BC80/BC80E	100	30	80
BC90/BC90E	120	40	100

SSTL/EGFF		
1	ZSB-224	8266392 1500 W/230 V
2	ZSB-226	8266393 2000 W/230 V
3	ZSB-228	8266394 2670 W/230 V
4	ZSB-229	8266395 3000 W/230 V
5	ZSK-510	8260996
6	ZSB-125	°C (BC)
7	ZSK-520	8260997
8	ZSB-115	°C (BC)
9	ZSB-200	



We recommend to use only the manufacturer's spare parts.
Es dürfen ausschließlich die Ersatzteile des Herstellers verwendet werden.