

HARVIA CLUB

HRKG110400

The Harvia Club electric heater is a heavy duty heater with enough steam for a large group of users, from morning till night.



Features

Main material : Steel


H x W x D : 700.0 x 505.0 x 430.0 mm

Net weight (kg) : 19.8

Installation location : Floor

ID	GTIN	Output (kW)	Sauna room size min - max m3
HRKG110400	6410082607112	11 kW	9.0-16.0

Related products



SFE-500500



SASL2M

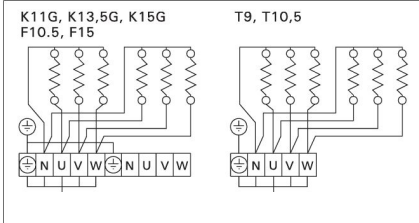
Spare parts

Product	ID	Pcs
Heating element 2150W/230V	ZSP-240	3
Heating element 1500W/230V	ZSS-110	3
Adjustable leg	ZSA-440	
fi-Club\S-legend sähkösarja	ZSL-1	
Packing box for KG	ZSL-605	
Furnace grate KG	ZSL-634	
Heating element 2150W 230V	SPZSP-240	3
Heating element 1500W 230V	SPZSS-110	3

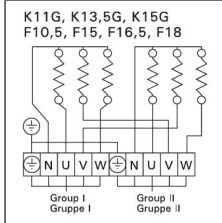
Technical details

Technical data	Type / attribute	HRKG110400
	Color	Stainless Steel
	Power output	11 kW
	Stone sizes	Ø5-10 cm
	Stone amount (kg)	60
Dimensions	Product width	505
	Product height	700
	Product depth (mm)	430
	Net weight (kg)	19.8
	Gross weight	21.3
	Package width	445
	Package height	735
	Package depth	510
Safety and installation dimensions	Safety distance front (non-combustible materials)	50
	Safety distance side (non-combustible materials)	50
	safety distance to the side wall (combustible materials)	50
	Safety distance behind (non-combustible materials)	70
	Safety distance (Ceiling)	1200
	Room min. height(depends on connections and therefore from output, star/delta)	1900
	Installation opening height	1900
	Installation opening width	625
	Installation opening depth	530

Technical images



The heater's electrical connections

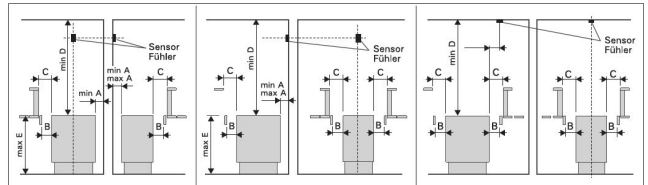


The heater's electrical connections in two groups

Heater Ofen	Output Leistung	Saunaroom Saunakabine		Min. distances Min. abstand des Ofen					Cables Kabel			Fuse Sicherung		
		Cubic vol. Rauminhalt	Height Höhe	A min.	A max.	B min.	C min.	D min.	E max.	To control Zum Steuergerät	To sensor Zum Fühler		Connecting cable to heater Anschlusskabel zum Ofen	
	kW	min m ³	max m ³	min mm	mm	mm	mm	mm	mm	mm ²	mm ²	mm ²	A	
		See item 2.3. Siehe Kap. 2.3.		See fig. 3. Siehe Abb. 3.					M, M/K, MM/J	SSJ	H07RN-F			
K11G	11,0	9	16	1900	70	170	50	70	1200	700	5 x 2,5	4 x 0,25	5 x 2,5	3 x 16 A
K13,5G	13,5	11	20	2100	100	200	50	100	1400	700	5 x 4,0	4 x 0,25	5 x 2,5	3 x 20 A
K15G	15,0	14	24	2100	100	200	50	100	1400	700	5 x 6,0	4 x 0,25	5 x 2,5	3 x 25 A
T9	9,0	8	14	1900	120	150	50	80	1250	650	5 x 2,5	4 x 0,25	5 x 2,5	3 x 16 A
T10,5	10,5	9	15	1900	150	180	50	100	1250	650	5 x 2,5	4 x 0,25	5 x 2,5	3 x 16 A
F10,5	10,5	9	18	2100	100	200	30	50	1400	700	5 x 2,5	4 x 0,25	5 x 2,5	3 x 16 A
F15	15	14	26	2100	150	250	30	100	1400	700	5 x 6,0	4 x 0,25	5 x 2,5	3 x 25 A
F16,5	16,5	16	30	2100	150	250	30	100	1400	700	5 x 6,0	4 x 0,25	2x 5 x 2,5	3 x 25 A
F18	18	20	35	2100	150	250	30	100	1400	700	5 x 10,0	4 x 0,25	2x 5 x 2,5	3 x 35 A

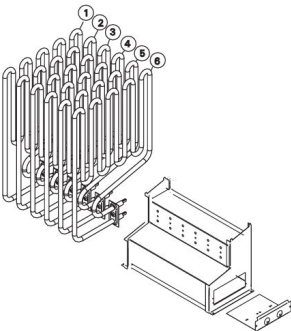
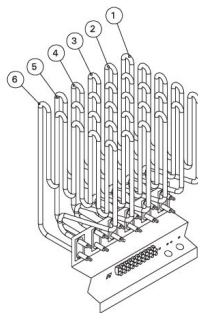
Model and dimensions Modell und Maße	Width Breite	Depth Tiefe	Height Höhe	Weight Gewicht	Stones max Steine max
K11G-K15G	505 mm	430 mm	700 mm	25 kg	60 kg
T9-10,5	465 mm	345 mm	660 mm	25 kg	40 kg
F10,5-18	500 mm	500 mm	700 mm	26 kg	60 kg

Installation details



The heater's safety distances. Note! If E is higher than E max, then B min. = C min.

HEATER OFEN	HEATING ELEMENT HEIZELEMENT	OUTPUT LEISTUNG	PART NO. TEIL NR.
T9	1, 2, 3, 4, 5, 6	1500 W/230 V	ZSS-110
T10,5	1, 3, 5 2, 4, 6	2000 W/230 V 1500 W/230 V	ZSS-120 ZSS-110



HEATER OFEN	HEATING ELEMENT HEIZELEMENT	OUTPUT LEISTUNG
K11G	1, 3, 5 2, 4, 6	2150 W/230 V 1500 W/230 V
K13,5G	1, 3, 5 2, 4, 6	2000 W/230 V 2500 W/230 V
K15G	1, 2, 3, 4, 5, 6	2500 W/230 V
F10,5	1, 3, 5 2, 4, 6	2000 W/230 V 1500 W/230 V
F15	1, 2, 3, 4, 5, 6	2500 W/230 V
F16,5	1, 3, 5 2, 4, 6	2500 W/230 V 3000 W/230 V
F18	1, 2, 3, 4, 5, 6	3000 W/230 V

We recommend to use only the manufacturer's spare parts.