

HARVIA MODULO

HMD1354G

The Harvia Modulo electric heater has been designed to tolerate and provide fantastic heat and steam. The sleek design and open stone surface of Modulo create an impressive sight.



Features

Main material : Steel

H x W x D : 805.0 x 550.0 x 550.0 mm

Net weight (kg) : 45.7

Installation location : Floor

ID	GTIN	Output (kW)	Sauna room size min - max m3
HMD1354G	6410082614325	13.2 kW	11.0-20.0


Related products



HMD1



HMD3



SFE-500500



HMD4

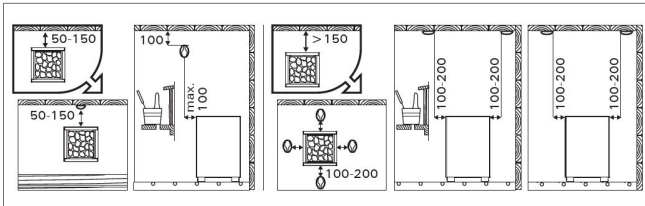
Spare parts

Product	ID	Pcs
Heating element 2260W/230V	ZCU-823	6
Adjustable leg	ZSA-440	4
Box for Modulo	ZLE-210	
Heating element 2260W 230V	SPZCU-823	6
Temperature sensor (135C limiter) with cable white	SP255	1

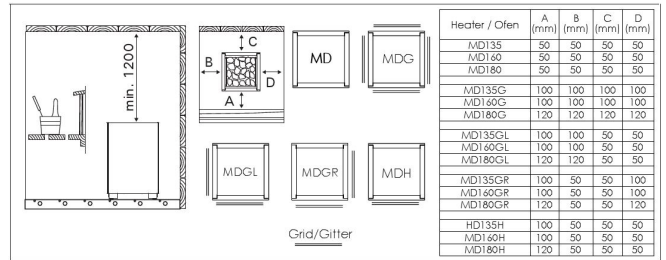
Technical details

Technical data	Type / attribute	HMD1354G
Technical data	Color	Black
	Power output	13.2 kW
	Stone amount (kg)	160
	Product width	550
Dimensions	Product height	805
	Product depth (mm)	550
	Net weight (kg)	45.7
	Gross weight	48.7
	Package width	590
	Package height	910
	Package depth	640
Safety and installation dimensions	Safety distance front (non-combustible materials)	100
	Safety distance front (combustible materials)	100
	Safety distance side (non-combustible materials)	100
	safety distance to the side wall (combustible materials)	100
	Safety distance behind (non-combustible materials)	100
	Safety distance (Ceiling)	1200
	Room min. height(depends on connections and therefore from output, star/delta)	2100
	Installation opening height	2000
	Installation opening width	750
	Installation opening depth	790

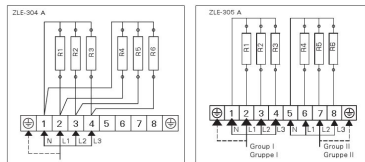
Technical images



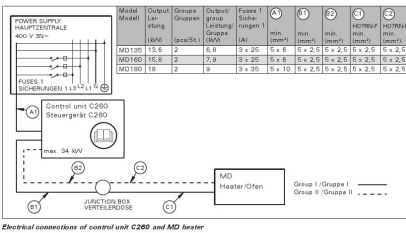
Installing the sensor (all dimensions in millimeters)



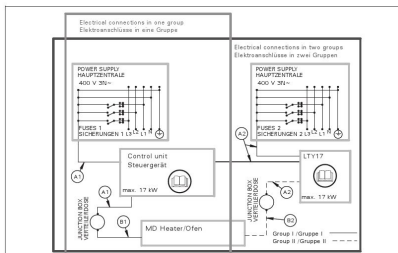
Minimum safety distances (all dimensions in millimeters)



Electrical connections The heater's electrical connections in two groups

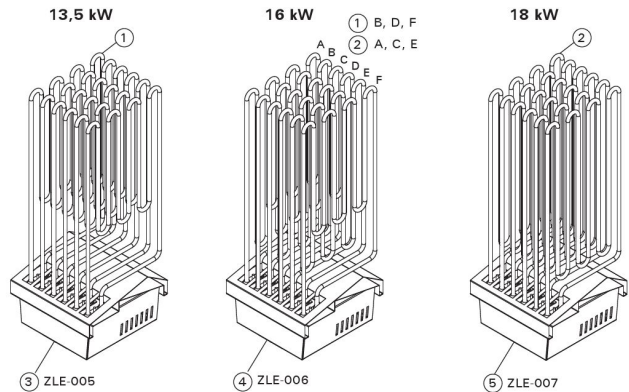


Electrical connections of control unit C280 and MD heater



Model	Output Leistung	Groups Gruppen	Output Leistung	Fuses 1 Sicherungen	Fuses 2 Sicherungen	HD760-F	HD760-F
Model	Output Leistung	Groups Gruppen	Output Leistung	Fuses 1 Sicherungen	Fuses 2 Sicherungen	min. (mm²)	max. (mm²)
MD135	13.5	1	13.5	3 x 25A	5 x 6	5 x 2.5	5 x 2.5
MD140	16.8	1	16.8	3 x 25A	5 x 6	5 x 2.5	5 x 2.5
MD180	18	2	9	3 x 16A	5 x 2.5	5 x 2.5	5 x 2.5

Electrical connections of control unit and MD heater



1	Vastus/ Värmelement	Heating element/ Heizelement	Нагревательный элемент/ Кüttelemendil	2260 W / 230 V 2260 W/230 V	ZCU-823	13.5 kW	6 3 (B, D, F)
2	Vastus/ Värmelement	Heating element/ Heizelement	Нагревательный элемент/ Кüttelemendil	3000 W / 230 V 3000 W/230 V	ZCU-830	16 kW 18 kW	3 (A, C, E) 6
3	Vastuspaketti/ Värmeelementspaket	Heating element module/ Heizelement-Modul	Модуль нагревательных элементов/ Кüttelemendi modul		ZLE-005	13.5 kW	1
4	Vastuspaketti/ Värmeelementspaket	Heating element module/ Heizelement-Modul	Модуль нагревательных элементов/ Кüttelemendi modul		ZLE-006	16 kW	1
5	Vastuspaketti/ Värmeelementspaket	Heating element module/ Heizelement-Modul	Модуль нагревательных элементов/ Кüttelemendi modul		ZLE-007	18 kW	1

We recommend to use only the manufacturer's spare parts.